

FROM START TO FINISH
WITH COMPLETE CERTAINTY
EVERY SINGLE TIME.
THAT'S A PLUS.



The **ZEUS+**. Driven by Fast-Track® Intelligent Diagnostics.

Snap-on®

THE SUPER-POWERFUL, SUPER-INTELLIGENT, SUPER-AT-EVERYTHING DIAGNOSTIC TOOL.



You need to manage your diagnostics workflow from start to finish. So you need the most advanced information-driven scan and scope device in the industry, with the storage, processing and communications capabilities to get you through every step — designed and built specifically for the automotive industry from a company you're absolutely sure you can trust.

Driven by Fast-Track Intelligent Diagnostics, the **ZEUS+** provides you with the information you need to diagnose, repair and manage any issue — simplifying your workflow and increasing your efficiency on every job.

It's the only tool on the market that can do that — and the only thing more impressive than what it can do for your workflow is just how easy it is to use.

Hardware

The best tools can handle every challenge that comes their way. Designed and built specifically for the automotive industry to take on every day in the shop, the ZEUS+ features a streamlined design with a fully detached wireless 4-channel scope for mobility, ample storage for capturing intermittent glitches, a 12" capacitive color touchscreen display, an 8-megapixel camera, and an integrated stylus with a flashlight built right in.

Experience-Based Software

Working with complete confidence means getting the answers you need without any unnecessary distractions getting in the way. Fast-Track Intelligent Diagnostics enhances your workflow, with SureTrack® delivering verified parts replacement records and Real Fixes — along with Smart Data for relevant vehicle and code-specific PIDs, plus access to prefiltered functional tests and guided component tests to verify repairs.

Software

You don't have time to waste when it comes to finding the information you need. The ZEUS+ offers sophisticated verification and testing functionality, including advanced graphing features to help you easily navigate through data, a guided component test meter for verifying component failure, fast boot up, and one-touch code scan and clear — plus all the coverage you need for the vehicles coming in to your shop.



Unmatched Customer Support

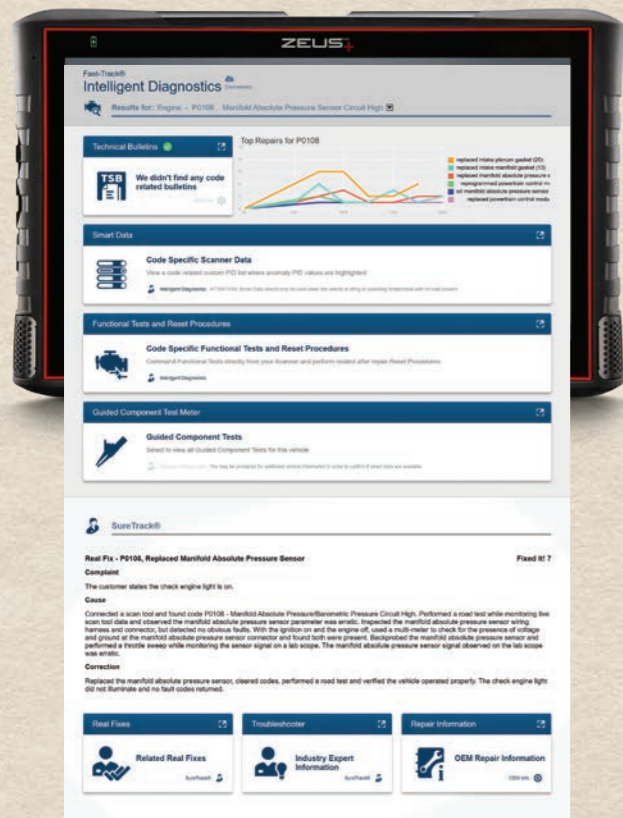
All the intelligence in the world means nothing if it isn't backed up by the best support. The ZEUS+ comes standard with industry-best Snap-on® Customer Care, plus 24/7 online training and support, industry-focused national online training, flexible financing, and exclusive access to the Snap-on® Cloud.

IN A WORLD OF MYSTERIES, BE THE ONE WHO SOLVES THEM EVERY TIME.

As a master-level technician, the diagnostic tool you choose to help take on every job that comes into the bay shouldn't be a mystery. You need a go-to tool you can rely on to help you get the right answers quickly — because every job needs to be done right now.

Driven by Fast-Track Intelligent Diagnostics, the **ZEUS+** is the most advanced information-driven scan and scope device in the industry. And thanks to its onboard storage, processing and communications capabilities, it brings next-level functionality — and next-level results — to your entire diagnostics workflow.





1 Intuitive Start Screen

The Fast-Track Intelligent Diagnostics landing page shows you a comprehensive view of a logical diagnostic workflow, guiding you through the repair you're working on and avoiding unnecessary steps — all on a single screen. And if you want to navigate your own workflow, the ZEUS+ gives you the flexibility to work your own way.

2 Pre- and Post-Scan Capability

Faster approvals, histories, repairs and payments — with pre-scan, post-scan, ADAS calibration and customer health reports, all linked to your Snap-on Cloud account in a seamless workflow that lets you store and share with customers via email or text

3 Functional Tests

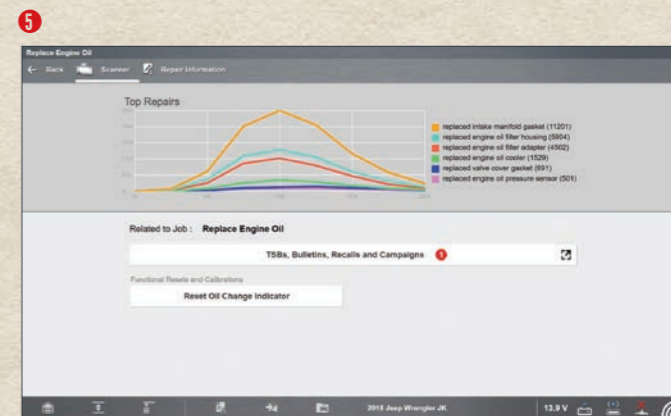
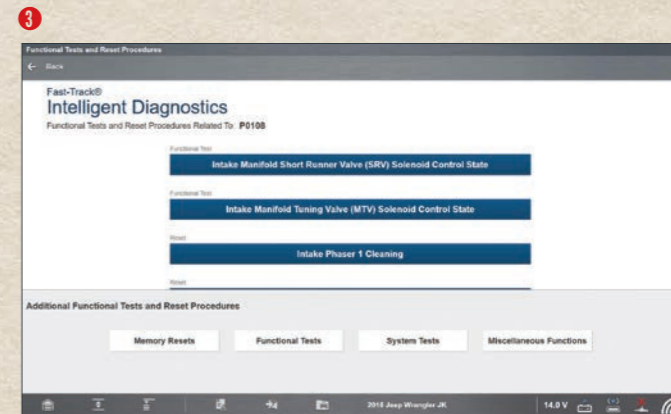
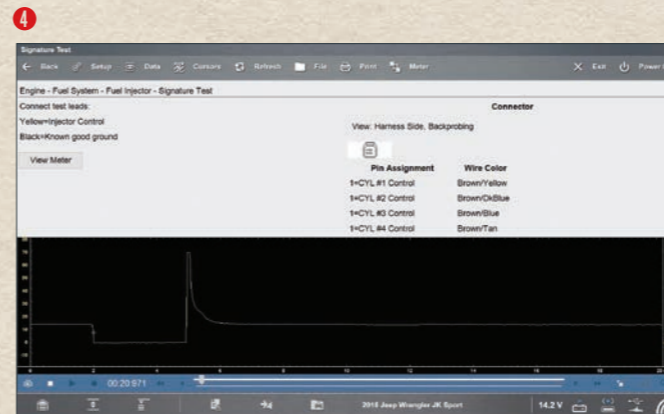
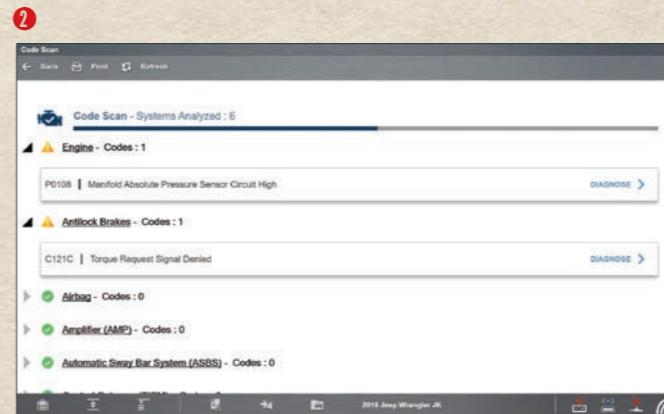
Access to a prefiltered list of functional tests and resets, letting you quickly verify component operation

4 Guided Component Tests


Vehicle-specific guided procedures that walk you through a step-by-step process for verifying component failures

5 Service Resets and Relearns

Access to reset and relearn procedures, letting you reset learned values when you fit a new component to the vehicle you're working on — plus a repairs graph and any available TSBs for every test



NEXT-LEVEL
FUNCTIONALITY.
NEXT-LEVEL
RESULTS.
THAT'S A PLUS.




Snap-on®

MORE COMPLETE

Featuring a robust design, an intuitive user experience, advanced hardware, and communication tools that let you stay connected with online resources and your customers alike, the **ZEUS+** simplifies and improves your workflow by providing maximum functionality in a single diagnostic platform.

MORE CONNECTED

The **ZEUS+** improves your efficiency to help you get more done, with a 12" capacitive touchscreen display and a built-in stylus. The built-in Wi-Fi,[®] Bluetooth[®] and browser make it easy to access the information resources of your choice, while the 8MP camera and built-in microphone help you communicate with customers and share images, pre-/post-scan reports, and health scan reports via the Snap-on Cloud.



MORE VERSATILE

By providing a guided road map through diagnosis and repair, Fast-Track Intelligent Diagnostics on the **ZEUS+** brings a logical workflow to your diagnostic process. Available exclusively through Snap-on, Fast-Track delivers filtered resources and data customized to the specific vehicle, specific code and specific job at hand.

MORE ADVANCED

The enhanced software and data graphing of the **ZEUS+** help you make more sense of everything you see, thanks to a new gradient graph display that lets you easily identify spikes or dips in value. The standalone 4-channel scope module delivers ample storage for data samples, with a large waveform buffer for capturing intermittent glitches.





+ **FAST-TRACK**
iD +

Rugged hardware, built for the shop — with a 12" capacitive color touchscreen and a lightning-fast processor

Fast-Track Intelligent Diagnostics for all the information you need — and only the information you need — to make the right repair



+ **Compact scan module** docks to rear of platform; makes scanning fast and easy



+ **Standalone 4-channel scope module** with a large waveform buffer for capturing intermittent issues



+ **Built-in stylus** with integrated clip and flashlight

=



Full-featured diagnostics from the most advanced platform in the industry

360 DEGREES OF INTELLIGENCE YOU CAN TRUST.



Hardware

- 12" capacitive color touchscreen display (1920x1080 resolution) for exceptional readability, superior visibility and user-friendly navigation
- Completely separate scope module for more mobility in the shop — with a strap included for easy cable storage
- 8MP camera with spotlight and microphone for voice-to-text capability, videoconferencing, and recording video, voice, and sound
- Built-in stylus with integrated clip and flashlight
- Friction-hinge stand that can be used as a stand, handle or hanger
- Long-lasting battery with up to nine hours of run time
- USB-C input for power and display, plus two USB-A inputs for accessories
- Dual speakers for exceptional sound

Software

- Fast boot up, with standby mode so you're ready to work in a flash
- Integrated diagnostic suite for fast, easy navigation — including Guided Component Tests, SureTrack expert information, TSBs, oil specs and resets, and optional ShopKey® Pro
- OEM diagnostic functions, tests and coverage

previously found only in expensive factory tools

- Clear-view flag tracker for data review and simple glitch location, with a graph-view format to speed up and simplify the diagnostic process
- 4-channel scope module with a large waveform buffer for capturing intermittent issues
- Built-in Wi-Fi,® Bluetooth® and browser for staying connected to the vehicle and the internet while moving freely
- Comprehensive data manager for storing thousands of vehicle records, customer data, vehicle ID and diagnostic results
- Pre- and post-scan and health check capability for faster triage, approvals, histories, repairs, and payments — all automatically synced to your Snap-on Cloud account
- Vehicle System Report showing all fault codes and readiness monitors in a customer-friendly format to help sell services and communicate with customers

Experience-Based Software

- Patented Fast-Track Intelligent Diagnostics workflow and filtered information for bringing focus to the specific vehicle and code you're working on
- Access to SureTrack, a patented resource for verified parts replacement records and Real Fixes harvested

from millions of successful repairs

- Access to common procedures, specs and service interval resets
- Patented Smart Data, delivering relevant vehicle and code-specific PIDs — and highlighting those that are out of expected range
- Guided component tests that show you how to test, where to connect and what results to look for

Unmatched Customer Support

- Snap-on Customer Care, available at sota.customerservice@snapon.com and **AU 1800 180 581 NZ 0800 762 766**
- Online training and support available 24/7 at diagnostics.snapon.com/trainingsolutions
- National online training on industry topics available weekly at snapon.com/virtualtraining
- Finance options available — ask your Franchisee or other Snap-on sales representative for details
- The Snap-on Cloud at altusdrive.com: save, sort and share pre-/post-scan and ADAS calibration reports — and show your customers the value of the work you do

ENOUGH WITH THE INFORMATION OVERKILL.

You don't want to be bogged down by too much information when it comes to making the right repair.

Only Fast-Track Intelligent Diagnostics filters a universe of vehicle-specific data, constantly updated through a convenient cloud-based platform, to help you make quick, confident repairs — and get your customers back on the road. No other company can match our data, and no other company can make it this easy to use.

Simplify your diagnostics. Find the platform that's right for you at snapon.com/fasttrackID.



Fast-Track Intelligent Diagnostics.
Now available on TRITON-D8™, ZEUS™ and TRITON-D10™

FAST-TRACK



Smarter. Faster. Fixed.

WITH FAST-TRACK INTELLIGENT DIAGNOSTICS COMES FAST, INTELLIGENT CUSTOMER CARE.

When you choose a Snap-on diagnostic tool, you get the smartest and most responsive customer support in the industry to go right along with it.

Our experienced Customer Care Representatives are available at **sota.customerservice@snapon.com** and during normal business hours on our Customer Care Hotline at **AU 1800 180 581 NZ 0800 762 766**.

To learn more about any of our diagnostic solutions, talk to your participating Franchisee or other sales representative — or simply visit **snapontools.com.au/diagnostics**.

